

Virtual Transition Parents evening

MONDAY 19TH JULY 2021



Plan of the evening

MR HAMMERTON (AST. PRINCIPAL)

- First day arrangements
- In school on time – Attendance (everyday expectation 1)
- Perfect uniform (everyday expectation 2)
- Learning habits - Ready to Learn (everyday expectations 3)
- Behaviour procedures
- Classcharts
- Parent Pay
- Covid strategy (September)
- Website

MRS BIGWOOD (SENIOR DEPUTY AND CAMPUS PRINCIPAL OF "THE BRIDGE")

- Culture and Ethos
- All things NA

First day arrangements

SEPTEMBER 3RD 2021





First day arrangements

- Please return application forms to the Academy via post or by hand before 27th July 2021
- We must have your up-to-date contact details (Ex. Mobile No.)
- **Key date:**
3rd September 2021
We are currently awaiting guidance from the DfE so will confirm first day arrangements via letter before 27th July 2021
Please also regularly review the website.

In school/ on time

EVERYDAY EXPECTATION 1





In school – On time

- **Start of the day**

Students who wish to succeed always attend and are on time. We are trusting that students will arrive at the Academy by 8.20am each day so that they are ready for the day's learning.

- **Lateness (everyday expectation 1)**

Students are expected to be on time. Any lateness will be challenged, and consequences put in place if persistent.

- **End of the day**

The school day finished at 14:50

Perfect Uniform/ PE kit

EVERYDAY EXPECTATION 2





Uniform

- The Academy has strict guidelines on dress and all students are expected to wear the full Academy uniform. The wearing of our distinctive uniform gives students a sense of 'belonging', helps foster a pride in the Academy and stops students coming to the Academy in unsuitable clothes.

Uniform – How to size your child



- On the 'transition section of the website there is a useful video to support sizing of uniform items.
- I would recommend that you visit this video to support you.



Uniform - General

Key point:

- Denim coats, hoodies, body-warmers and caps are not allowed.
- (Jeans and cords are not allowed, skirts to be no shorter than knee length)

The Year 7 uniform comprises:

- Plain white school shirt (not polo shirts)
- Academy tie
- Black trousers or skirt Academy V-necked jumper, in purple, with logo
- Black or grey socks with trousers, white socks, neutral or black tights with skirts.
- Some students may wish to wear a Salwar Kameez, in purple. This is acceptable, as long as the Kameez is at least knee length.



Uniform - Jewellery

Key points:

- Jewellery is not allowed, except for one small, plain, metal ear stud in the bottom of the lobe of each ear
- One small plain ring may be worn.
- Nose studs or other facial jewellery are not allowed.
- Nail varnish or extensions are not allowed.



Uniform - footwear

Key points:

- No sports logos
- Boots or trainers are not to be worn.

- Shoes should be black and sensible for school use, flat soled or with very low heels, no more than half an inch at the front of the heel.
- They should have no sports logos or embellishments and should be able to take boot polish.
- High heeled shoes are quite unsuitable and are dangerous on our Academy sites.



Uniform - Hair

Key points:

- Excessive hair styles are strongly discouraged. We encourage all students with long hair to have it tied back.
- 'Cuts' into the hair of any shape or design are **not** allowed.
- Non-natural or multiple hair colours are not allowed.
- Plain black hats and scarves may be worn at the discretion of the Principal in very cold weather.



Uniform – Electrical items

- Key points:
- If parents/ carers need to contact their child they MUST call the school
- Electrical items, such as mobile phones and music devices are not allowed in the Academy and will be confiscated if seen or heard.
- If a student brings a mobile phone for safety reasons this must be switched off and at the bottom of their school bag.



Uniform – PE kit

- Black short-sleeved sports polo shirt with purple panels and Academy logo.
- Black long-sleeved reversible sports shirt with purple panels and Academy logo.
- Black track suit bottoms with grey stripe.
- Suitable trainers or other PE footwear.

Learning Habits

EVERYDAY EXPECTATION 3





Equipment - stationery

- Key point:
- We will have stationery on sale at reception each morning so that students can solve issues around lost equipment before lessons begin.
- Students who wish to succeed always bring the right equipment to the Academy, for the right lessons, each day.
- We wish to develop our students' organisational skills for success in future life.
- For any important role in life, we need the right equipment and students need to make sure they provide it.



Equipment – full table service

- Students are expected to bring the following to school:
- 2 black pens
- 2 green pens
- A clear pencil case
- Pencil
- Ruler
- Rubber
- PE Kit (on the days they have PE)
- A sensible and suitable bag (not a fashion accessory)

Behaviour procedures

EVERYDAY EXPECTATION 5





First time, every time

Key points:

- We know it is important that students learn self-discipline.
- We know that students who wish to succeed do not answer back and trust that teachers' instructions are to help them be successful.
- **If an adult tells a student to do something, we expect it done straight away. We expect students to trust staff and never question an adult's decision anywhere in the Academy.**

Rewards

Key point:

- We understand the value of rewarding students who master the knowledge, understanding and skills to be successful.

Rewards include:

- Achievement points and shop
- Golden tickets
- Star of the week
- Progress & effort certificates
- Acknowledgement events
- Annual reports
- Visits of the ice cream van
- ...and more!



Sanctions - general



There are a series of steps that we take to support our students change any behaviour that is not acceptable.

Verbal warning – We ask our students calmly to change their behaviour.

Yellow warning – Students who do not respond to the request will receive a instant 10 minutes detention to be served the same day.

Amber warning – Students who continue to disrupt learning will receive a 40 minute detention the same day (you will be notified if we have an up-to-date number)

Red warning – students who continue to disrupt are removed from the lesson so others can continue to learn without interruption. They receive a 60 minutes detention the following evening.

Classcharts

NOTTINGHAM ACADEMY





ClassCharts

What is ClassCharts?

- **Class Charts is an online tool which teachers use to track achievement and behaviour throughout the school day.**

At Nottingham Academy, we believe in working closely with parents and carers and one of the key benefits of using Class Charts is that we are able to securely share your child's achievement and behaviour report with you and so keep you up to date in real-time.

ClassCharts – help online

Getting Started with Class Charts

The video player thumbnail features a bright orange header with the text "Getting started with Class Charts for Parents" in white and blue. Below this, it says "from Mr Bainbridge with" next to a small profile picture of a man. The words "CLASS CHARTS" are written in large, bold, white letters with a black outline. To the right, there is a hand holding a smartphone displaying the ClassCharts app interface with a green checkmark. In the top right corner of the orange area, there are icons for a heart, a clock, and a paper plane, along with the text "NOTTINGHAM ACADEMY". Below the orange header, the ClassCharts logo is on the left, followed by the text "A guide to getting started for parents and carers". At the bottom, there is a video player interface with a play button, a progress bar showing "03:47", and the Vimeo logo.

- During the first week at school, your child will be given letter with a login code for parents to register on ClassCharts.
- To support you with this, a video has been uploaded onto the website in the 'Transition' tab, to guide you through the process of registering.

Parent Pay

CASHLESS CATERING





Parent Pay


Since September 2020, Nottingham Academy have operated as a cashless site.

Parents of year 7 students will all receive a letter with instructions on how to add an account for their child.

Parent Pay

From September 2020, Nottingham Academy will operate as a cashless site. Parents will all receive a letter with instructions on how to add an account for their child. Below you will find many useful documents to support you in setting up and using the system.

 [English Welcome to ParentPay PDF](#) [DOWNLOAD](#) ▾

 [Turkish Welcome to ParentPay PDF](#) [DOWNLOAD](#) ▾

 [Polish Welcome to ParentPay PDF](#) [DOWNLOAD](#) ▾

In this section

[Admissions](#)

[Attendance](#)

[Catering](#)

[Class Charts for Parents](#)

[Examinations](#)

[Home/Academy Agreement](#)

[Letters to Parents](#)

[SEND](#)

[Transition to Year 7](#)

Online instructions

- As well as the letter with all the instructions to support you setting up Parent Pay, the website has instructions and a FAQ sheet to answer any questions you have about this.
- All online information can be found on the Transition tab on the website.

Our covid strategy

SEPTEMBER 3RD 2021





Our covid Strategy – The Bridge

From September 2021:

- To mitigate any further risk of covid infections interrupting our student's education we have taken the decision to maintain a bubbles type model, while introducing some flexibility in terms of how we manage this.
- Year 7 students will have separate classrooms to year 8.
- Year 7 students will continue to have separate break and lunch times.

Us

Joining us

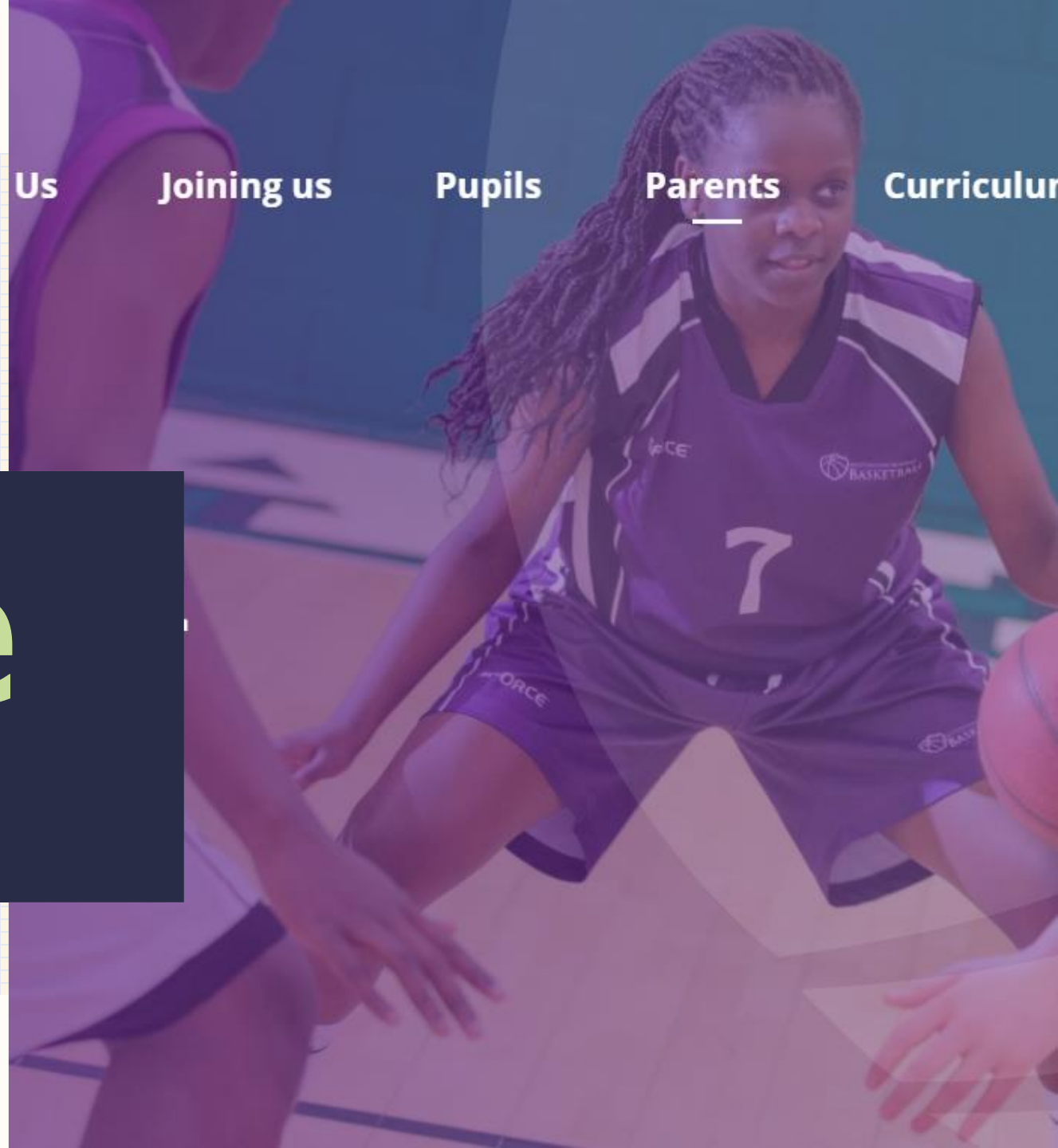
Pupils

Parents

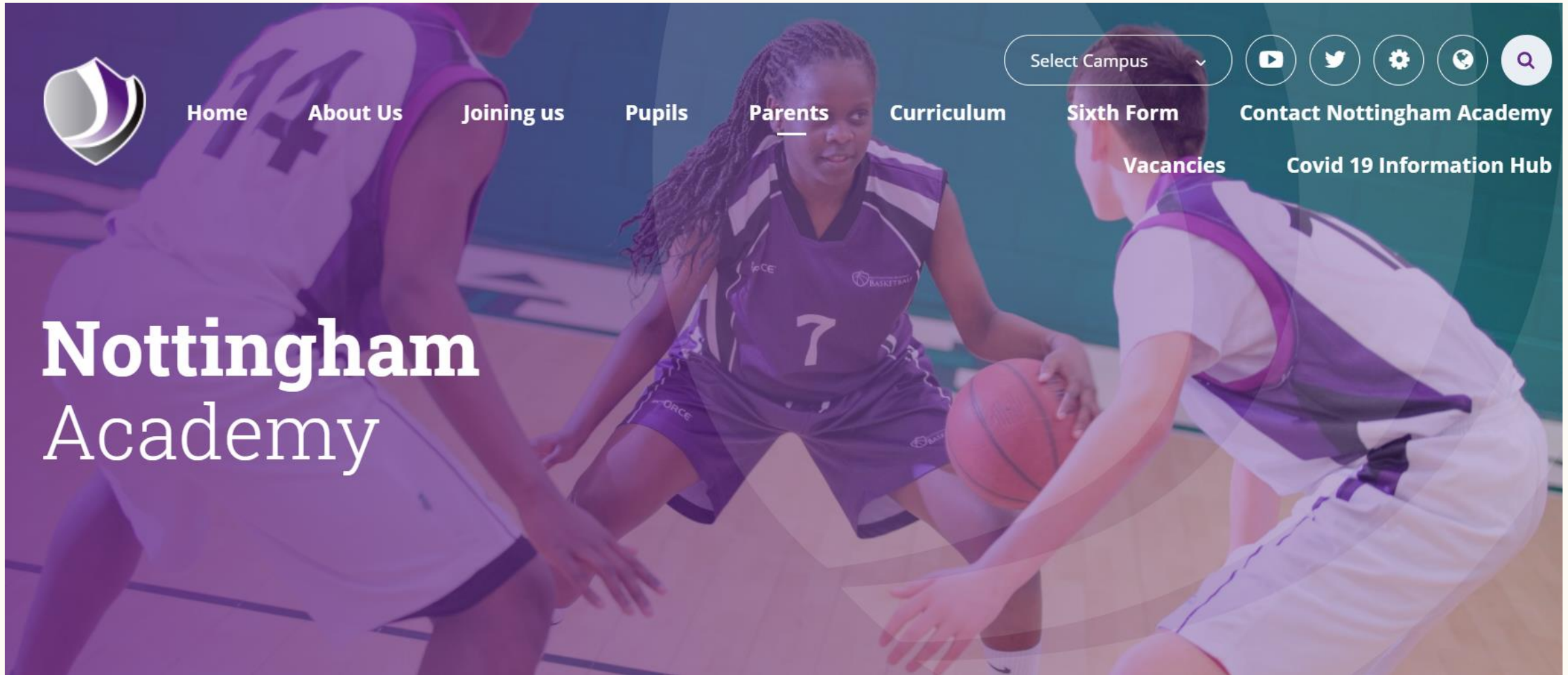
Curriculum

Website

TAKE A LOOK



Website



Nottingham
Academy

Parents

The Nottingham Academy promotes high-quality learning as an entitlement for all pupils, no matter which courses they choose. We will ensure our superb facilities are used to stimulate and enrich pupils' learning.

The Academy will ensure pupils reach their full potential, with no limit to what they can achieve. We are committed to the highest of standards. We expect outstanding levels of achievement in all areas of academic and personal development and excellent behaviour.

For the Academy to run efficiently and for children to gain the most out of the education offered, a high standard of discipline is expected at all times. Anti-social or disruptive behaviour is dealt with promptly and sanctions imposed. Parents are also involved as quickly as possible, so that home and the Academy can work in partnership to solve problems which may arise.

We are proud of the high standards of discipline we set and achieve. All pupils are encouraged to develop an enquiring mind, a sense of purpose and a determination to work hard. At the centre of the Academy's code of conduct is respect and consideration for other people and their property.

In this section

[Admissions](#)[Attendance](#)[Catering](#)[Class Charts for Parents](#)[Examinations](#)[Home/Academy Agreement](#)[Letters to Parents](#)[SEND](#)[Transition to Year 7](#)

Transition videos and more to show your child

[Vacancies](#)

[Covid 19 Information Hub](#)



[PARENTS](#)



[TRANSITION TO YEAR 7](#)

Transition to Year 7



Welcome, from the Year 7 Team.

The move from primary school to a large secondary school can be daunting, we recognise this and understand that students and parents need to feel reassured, happy, and safe during this transition period.

Nottingham Academy works with local primary schools from Year 4, providing activities and

In this section

[Admissions](#)

[Attendance](#)

[Catering](#)

[Class Charts for Parents](#)

[Examinations](#)

[Home/Academy Agreement](#)

[Letters to Parents](#)

[SEND](#)