


# PHOTOGRAPHY

## Year 13



### How I'll be assessed...

- Formative: A3 ideas and insight
- Summative: A04 Final outcome

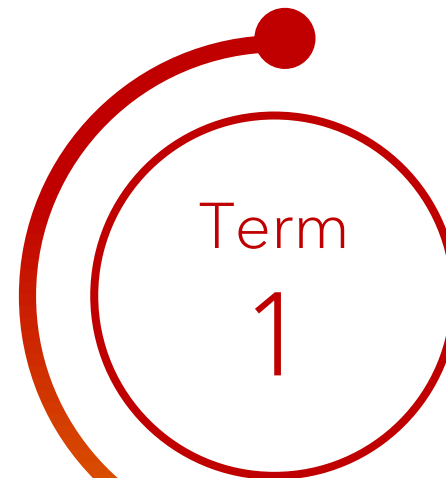
### Examination Preparation and Development

Students will prepare for their AQA exam by creating mind maps and mood boards, annotating observational images, and researching photographers. They will explain techniques, re-create examples, and continuously develop their projects. The term involves combining styles, creating final compositions, and preparing for the controlled test. Students will mount their work and complete any unfinished components, receiving feedback throughout.



### How I'll be assessed...

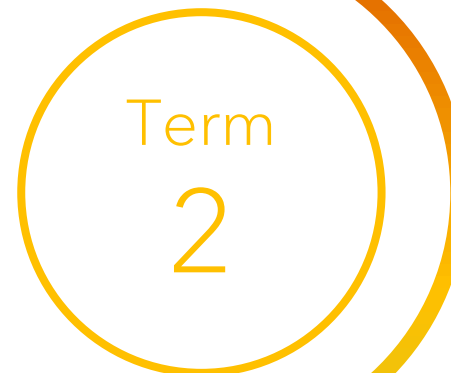
- Formative: A03 ideas and insight
- Summative: A04 final outcome



Term  
1

### Theme-Based Project and Development

Students will work on a theme-based project, covering all AQA assessment objectives. They will research artists, compare techniques, and experiment with different styles. The term includes developing multiple compositions, planning essays, and receiving feedback. Students will prepare three plans for a final composition and complete their final piece, ensuring it meets all assessment criteria.



Term  
2



### How I'll be assessed...

- Formative: A01 Artists
- Summative: A02 Development and experimentation



Term  
3

### Finalizing Component 1 and Producing Outcomes

Students will finalize their theme-based project, ensuring all AQA assessment objectives are met. They will complete any unfinished work from previous terms, experiment with materials and techniques, and produce their final outcomes. The term concludes with preparing for the final assessment, refining their documentation, and submitting their completed portfolios.